



Wednesday 3rd March 2021 5.30pm

Parent & Student Live Event

Welcome Parents and Students

- Outline for Event
 - Welcome
 - Return to School Video
 - Health & Safety Update
 - Behaviour & Uniform Update
 - Pastoral Update
 - Wellbeing Update
 - Exams Update
- Questions & Answers
 - Jim Coupe – Principal
 - Tim Harkins – Business Director
 - Vicky Penney – Vice Principal
 - Hayley Hill – Vice Principal
 - Lydia Shelley – Senior Assistant Principal



Return to School – Video



Safe Full Reopening of School March 2021

- Build on our risk assessed approach from Autumn 2020 and Spring 2021
- Incorporate New Guidance into our approach
- Learn lessons from the outbreak we had in December with new variant
- Ensure testing key element in our risk reduction measures
- Share Student video and assemblies this week
- Hold Live Parent Event with Q&A 3rd March



What is new? Testing

- From 8th March to 19th March all students will have three lateral flow tests
- 8th – 11th First test will take longer – students will attend school only for their test slots and then return home for online lessons.
- From 11th March all students will all be in school and second two tests will involve missing part of a lesson
- Majority of students will move to home testing from 22nd March (Must have undertaken assisted tests first, further guidance on this to follow)

Shoreham Academy

1,436 Tweets

wing 1,488 Followers

Follow

ts

Tweets & replies

Media

Likes

Shoreham Academy Retweeted

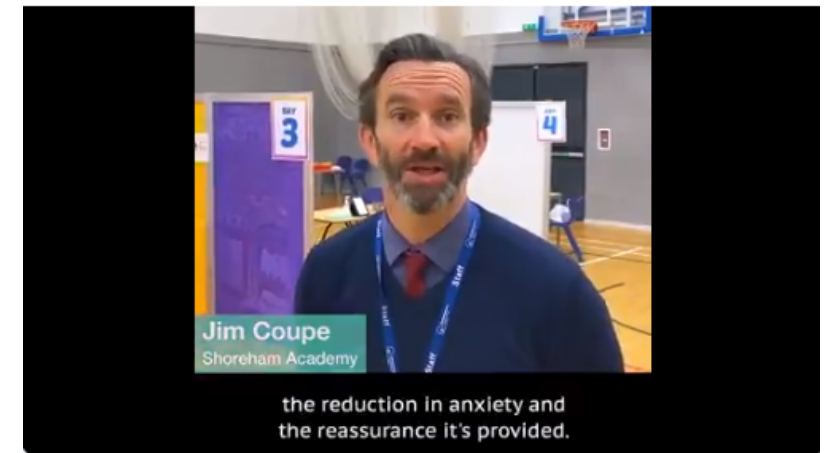
Gavin Williamson  @GavinWilliamson · 11h

Thank You to all heads, teachers and support staff who've set up testing in our secondary schools and colleges. Vital extra layer of safety and reassurance as we welcome all pupils back to their classes.

 Department for Education  @educationgovuk · 11h

"The key benefit of Lateral Flow testing for us has been the reduction in anxiety and the reassurance it's provided."

Staff from @shorehamacademy and @UnitedLearning tell us how rapid COVID-19 testing has benefitted their staff, students and families.







Common Questions? Testing

- Why are we testing 3 times in 2 weeks
 - Pick up Asymptomatic Cases
 - By doing multiple tests it increases the percentage chance of picking up positive cases. (It can miss some cases with low viral loads)
 - As an individual you feel more assured
 - If you are positive, you and your family would want to know this to protect vulnerable family members
 - You will learn how the home tests work for in few weeks time, more experienced you are at testing the more accurate they become.
- How accurate are lateral flow tests?
 - Varying figures are quoted form 40 – 76%, having tests assisted effectively raises the accuracy and makes them almost as accurate as PCR tests
 - They help pick people up when they are most infectious
- How long does it take to get the result?
 - 30 mins for testers but can be delay on getting results on the test and trace system (We obviously prioritise follow up on positive tests) so don't worry if you don't get your result until bit later in the day.

Lateral Flow Testing


COVID testing



-  Accessible and easy to use
-  No lab required, with fast results
-  Safe technology

Common Questions? Testing

- What happens if my child has had Covid-19 recently, should they be tested?
 - The guidance on testing students who have previously tested positive is similar to the NHS guidance for their staff. They are not required to take a test for 90 days from date of their positive test.
 - Families can choose to do so (must follow self isolation if positive)
 - Our experience is that after 1 month they do not give positive result from previous infection
- Why is it throat and nasal swab?
 - Follows Schools, PHE & DHSC guidance
 - This increases the accuracy of the tests
 - Possible to do double nasal swab or just throat as alternatives



Monday 8th March (6th Form / Year 11 **Test 1**)

Slot	Time	Classes	Total
AM 1	8.30am	11AB1 / 11AB2	62
AM 2	9.10am	11AB3/ 11AB4	60
AM 3	9.50am	11AB5 / 11CD1	54
AM 4	10.20am	11CD2 / 11CD3	63
AM 5	11am	11CD4 / 11CD5	49
PM 1	12pm	12A/12B/12C	73
PM 2	12.30pm	12D/12E/12F	67
PM 3	1.10pm	12G/12H	43
PM 4	1.50pm	13A/13B/13C/13D	81
PM 5	2.30pm	13E/13F/13G	57
			609

All Parents will receive personalised letter with testing time and instructions tomorrow morning

Tuesday 9th March (Year 9 /Year 10 Test 1)

Slot	Time	Classes	Total
AM 1	8.30am	10AB1 / 10AB2	64
AM 2	9.10am	10AB3/ 10AB4	62
AM 3	9.50am	10AB5 / 10CD1	60
AM 4	10.20am	10CD2 / 10CD3	64
AM 5	11am	10CD4 / 10CD5	50
PM 1	12pm	9A1/9A2	62
PM 2	12.30pm	9A3/9BC1	54
PM 3	1.10pm	9BC2/9BC3	66
PM 4	1.50pm	9BC4/9D1	54
PM 5	2.30pm	9D2/9D3	53
			589

Wednesday 10th March (Year 7 /Year 8 Test 1)

Slot	Time	Classes	Total
AM 1	8.30am	7K1(7A2)/7K2(7BC2)	60
AM 2	9.10am	7K3(7d2)/7D1(7A1)	60
AM 3	9.50am	7D2(7BC1)/7D3(7D1)	61
AM 4	10.20am	7D4(7BC4)/7W1(7A3)	58
AM 5	11am	7W2(7BC3)/7W3(7D3)	60
PM 1	12pm	8A1/8A2	63
PM 2	12.30pm	8A3/8BC1	58
PM 3	1.10pm	8BC2/8BC3	63
PM 4	1.50pm	8BC4/8D1	60
PM 5	2.30pm	8D2/8D3	57
			600

Initial Tests – General Guidance



- All students should arrive via the Kingston Lane front entrance and come to the PE side gate
- Students must wear a face covering (unless they are exempt) whilst they line up outside the Sports Hall, in the atrium and testing centre, 2 metre's apart.
- Students must leave the school site directly upon completion of their test and await confirmation of their result via text.
- Students must maintain social distancing at all times.
- If students have tested negative, they will then be able to return to face to face teaching the following school day.
- If students test positive, they will need to self-isolate and follow government guidance.
- Students who do not give consent to asymptomatic testing will attend school as per our phased reopening plans above.
- It is extremely important that students attend promptly at their allocated time slot. In the rare event that a student is unable to make their allocated slot due to travel arrangements, they should contact the academy to reschedule the time for the later the same day.

Testing alongside teaching and learning

Date	Testing – year group	Live Lessons – in school	Remote lessons
Mon 8 th March (Staff meeting)	11/12/13	None	7 to 10 synchronous learning. Live remote.
			11 to 13 asynchronous learning, with tasks to be completed and bought to the next lesson. Set via Firefly.
Tues 9 th March	9/10	11 to 13	9/10 asynchronous learning, with tasks to be completed and bought to the next lesson. Set via Firefly.
			7/8 synchronous learning. Live remote.
Wed 10 th March	7/8	9 to 13	7/8 asynchronous learning, with tasks to be completed and bought to the next lesson. Set via Firefly.
		All Students	


Risk Assessment What stays the same? *Lessons*

- Students are taught and remain within year group bubbles throughout each day
- Students are taught in their 'base' classroom for the majority of lessons
- These classrooms are zoned to minimise movement for instance when classes are taught in different rooms e.g. options at KS4
- All student desks face forwards – Students will mostly use one desk, all lessons have accurate lesson plans
- Social Distancing requirements remain the same
- Social distancing lines – along front of classroom signifies to students and staff and X points marked for support staff to remain socially distanced
- Students may occasionally have to use a wipe down their IT or other equipment before use and will be supported by staff with this.
- Continue with good hand and respiratory hygiene requirements

Risk Assessment – COVID-19 (v3.2)	
Responsible Person	Tim Harkins Business Director, Principal Jim Coupe
Other Persons Involved	Principal, Churchill's Cleaning Company, Jim Clarke Governor, Jeanette Salter, Student Services Manager
Guidance Material Considered	<ul style="list-style-type: none">• DfE – Schools coronavirus (COVID-19) operational guidance• DfE - Actions for early years and childcare providers during the coronavirus outbreak• DfE - Protective measures for holiday and after-school clubs• DfE – Face coverings in education (8 January)• DfE – Safe working in education, childcare and children's services• BEIS - Working safely during coronavirus (COVID-19) Office• NHS - Test and Trace – How it works (11 January)• PHE - COVID-19: cleaning in non-healthcare settings outside of health and care settings• CLEAPSS - COVID-19 guidance re science, design and tech• AfPE – Coronavirus guidance and support re school sport• OEAP – Coronavirus guidance re educational visits• Music Mark – Guidance for Schools and Music Providers• DfE Asymptomatic Testing Procedures and Guidance – available

What is new? *Lessons*

- Face coverings should now be worn by students and staff in classrooms unless they have a valid medical exemption
- Ventilation in rooms is vital, windows and doors should be open at all times to allow fresh air
 - Heating and non-uniform items such as hoodies and coats can be used to keep temps habitable
- Face coverings are not required in practical PE/Dance lessons
- Wash/Sanitise hands when they move to a new classroom



What stays the same? *The School Day*


- Students will continue to wash/sanitise hands and assemble in their year group bubbles at start of day and be escorted to class by teachers from 8.25am. Face coverings will be worn while inside the building
- Students will continue to have split breaks and lunches in year group bubbles
- Students will wear face coverings in transit around the academy
- End of day will continue to be staggered with younger years finishing 5-10 mins before 2.45pm to enable safe departure
- We continue to use same one way stairs and keep left as move around in corridors

The New School Day

		p1 (60 min) 8.30am	p2 9.30am - 10.50am (80min total and 20min break)		
	8.20am	8.30am	9.30am	10am	
Y7	New Build	60 min lesson	30 mins lesson	break (NB)	3
Y8	Sports Hall	60 min lesson	break (NB)		60 min less
Y9	Red Seats	60 min lesson	30 min lesson	break (AT)	3
Y10	Main Hall	60 min lesson	break (AT)		60 min less
Y11	Atrium	60 min lesson			60 min lesson
Y12	Library	60 min lesson			60 min lesson
Y13	6th Form CR	60 min lesson			60 mins lesson

What is new? The *School Day*

- Student social spaces, introduction max seating capacities of 6 students around tables/Pods 8 students. These will be marked off to support students.
- Students will have to wear face coverings in inside social spaces unless they are eating.
- Students will be encouraged to go outside after they have finished eating.
- Face coverings are not required to be worn outside.
- More tables outside for students to eat at



What stays the same? Keeping Covid-19 out

- Please comply in full with student absence reporting procedures, be very clear around specifying COVID-19 symptoms or concerns
- Do not come into school and undertake a COVID-19 test from local centre if your child or anyone in your household or social/childcare bubble have symptoms.
- Inform school immediately of any positive results



What stays the same? Close contact and test and trace

- To enable the tracing process to be work effectively, the school will keep a comprehensive record of group/bubble composition and records of any close contact that takes place between children and staff in different groups.
- Close contact is still defined as,
 - direct close contacts - face to face contact with an infected individual for any length of time, within 1 metre, including being coughed on, a face to face conversation, or unprotected physical contact (skin-to-skin)
 - proximity contacts - extended close contact (within 1 to 2 metres for more than 15 minutes) with an infected individual
 - travelling in a small vehicle, like a car, with an infected person
- Face coverings and regular testing should not stop students or staff from social distancing. Anyone in close contact with a positive case would need to self isolate.



Updating Risk Assessment

- The risk assessment is reviewed and updated at every few weeks
- Will have significant update when students and staff move to home testing
- If PHE/DFE national guidance changes
- As local or national situation changes
- Most of the new guidance measures, face covering use in classrooms, bubbles etc. will be reviewed at Easter (and hopefully be able to be relaxed in stages)



Ofqual Summer Exams Guidance

Working out your grade



Graded by teacher judgement



Not graded by an algorithm



School and college assessments can continue



You'll only be assessed on what you've been taught



Your teacher will tell you what evidence is used to grade you



Private candidates to work with a school, college or exam centre to provide evidence for them to be graded

Evidence



Mocks, tests and work already done can be used as evidence



Non-exam assessment should continue



Non-exam assessments can be used as evidence even if incomplete



Art & design grade based only on your portfolio



Teachers can use question banks provided by exam boards if they want to



Results will be based on completed and future work, so keep doing your best

Results and appeals



Results days

AS and A level 10 August
GCSE 12 August



If you're unhappy with your grade, you can appeal it. First step is to submit an appeal to your school or college.

By the end of this week, we will share further information with students via Firefly and parents via the Friday email.

We will also hold a Live Event so will keep you informed of this date.

Pastoral Care on return to school

- Please make sure your child watches the return to school student video, we hope this relives some of the anxiety they may have about returning to school. It also includes the answers to the questions they asked as part of our student voice task which was set over half term
- Pastoral teams can't wait to have more students back in the building, they have been checking in with many students however nothing beats face to face conversations
- Please encourage your children to check in with them, we have a whole host of support we can offer. If your child is reluctant to ask for support please contact us for them.

Mentor Time

- Next week's sessions focus on supporting mental health and well-being, particularly supporting the return to school.
 - On the days that your child is at home waiting for testing then these will be set as a firefly task
 - As soon as your child is in school these will be done with their mentor at mentor time
- Over the next couple of weeks we will continue with our lockdown mentor programme which allows for more discussion, this also includes a week of PSHEE mentor time the week after PSHEE day
- We will begin our usual Mentor Time programme after Easter

Uniform Update

- Students will not need to wear uniform on the day they have their first test.
- Students will then come to school in full uniform.
- Students are encouraged to wear a coat. This can be worn in classes at the teacher's discretion when it is cold with windows open.
- Uniform information and policy can be found on our website.
- If there are any concerns/issues with uniform then please contact the school teams.



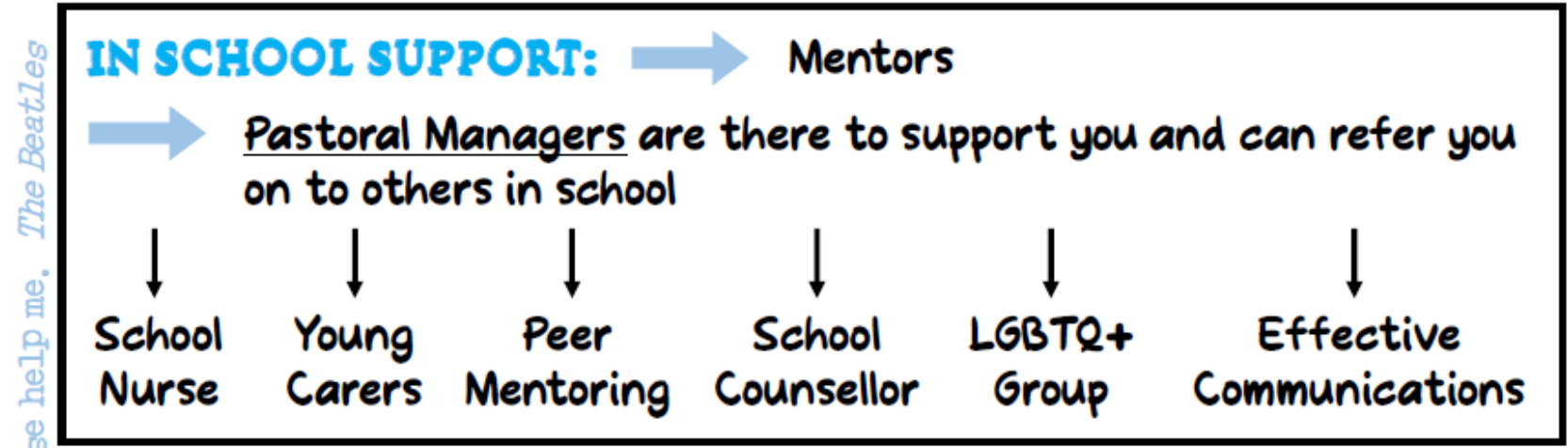
Wellbeing Update

HEALTHY MINDS, HEALTHY LIVES



Shoreham Academy
The best in everyone™
Part of United Learning

ANNA FREUD STUDENT SUPPORT OFFER



use help me, The BeatLes

Help, I need somebody. He

Wellbeing Update

me get my feet back on ground. Won't you please, plea

LOCAL SUPPORT:

- ➔ Your GP
- ➔ CAMHS (through your GP)
- ➔ A & E (only in an emergency)
- ➔ YES counselling (through GP)
- ➔ Find it out Centre
Drop in after school until 5pm (closed Weds): The Place, 24 Marine Place, Worthing / 01903 210 315
- ➔ Esteem 01903 854 987 / esteem.org.uk

ONLINE or ON THE PHONE SUPPORT:

- ➔ The Mix: www.themix.org.uk
- ➔ Youth Wellbeing Directory: www.youthwellbeing.co.uk
- ➔ NHS Moodzone: www.nhs.uk/moodzone
- ➔ Childline: www.childline.org.uk / 0800 1111
- ➔ Samaritans: www.samaritans.org / 116 123

← If you need to speak to someone now!

help. Help me if you can I'm feeling down, And I do appreciate you being round. Help

e!p, not just anybody. Help, you know I need someone,

The School Day - Reminder

	Assemble	p1 (60 min) 8.30am	p2 9.30am - 10.50am (80min total) 60min lesson and 20min break				p3 (60 min)	P4 Mentor 20 mins	p5 (90 mins) includes lunch			p6 (60 min lessons)	p7 (60 min lesson)
	8.25am	8.30am	9.30am	10am	10.30am	10.50am	11.50am	12.10am	12.40am	13.10am	13.40pm	End time various	
Y7	New Build	60 min lesson	30 mins lesson	break (NB)	30 mins lesson	60 min lesson	Mentor	30 mins lesson	lunch (NB)	30 min lesson	60 min lesson	14.35pm	
Y8	Sports Hall	60 min lesson	break (NB)	60 min lesson		60 min lesson	Mentor	Lunch (NB)	60 min lesson		60 min lesson	14.35pm	
Y9	Red Seats	60 min lesson	30 min lesson	break (AT)	30 mins lesson	60 min lesson	Mentor	30 mins lesson	lunch (AT)	30 min lesson	60 min lesson	14.40pm	
Y10	Main Hall	60 min lesson	break (AT)	60 min lesson		60 min lesson	Mentor	Lunch (AT)	60 min lesson		60 min lesson	14.45pm	
Y11	Atrium	60 min lesson	60 min lesson		break (AT)	60 min lesson	Mentor	60 min lesson		Lunch (AT)	60 min lesson	14.45pm	
Y12	Library	60 min lesson	60 min lesson		break (NB)	60 min lesson	Mentor	60 min lesson		Lunch (NB)	60 min lesson	14.45pm	
Y13	6th Form CR	60 min lesson	60 mins lesson		break (NB)	60 min lesson	Mentor	60 min lesson		Lunch (NB)	60 min lesson	14.45pm	

Q&A

- Please enter any questions you have via the Q&A function

Thanks for attending

- Upcoming School Events
 - Year 12 Parents' Evening Tomorrow
 - Options Evening 18th March
 - Year 7 Parents' Evening 31st March
 - Exams Live Event – Date TBC